

Online Learning: How to switch between your accounts

If you have any questions, problems or feedback please contact your club administrator or member.education@surflifesaving.org.nz.

If you have been provided with any of the following additional access and functionality:

- Club Admin access
- Regional Admin access
- National Admin access
- "Assessor" access for certain courses

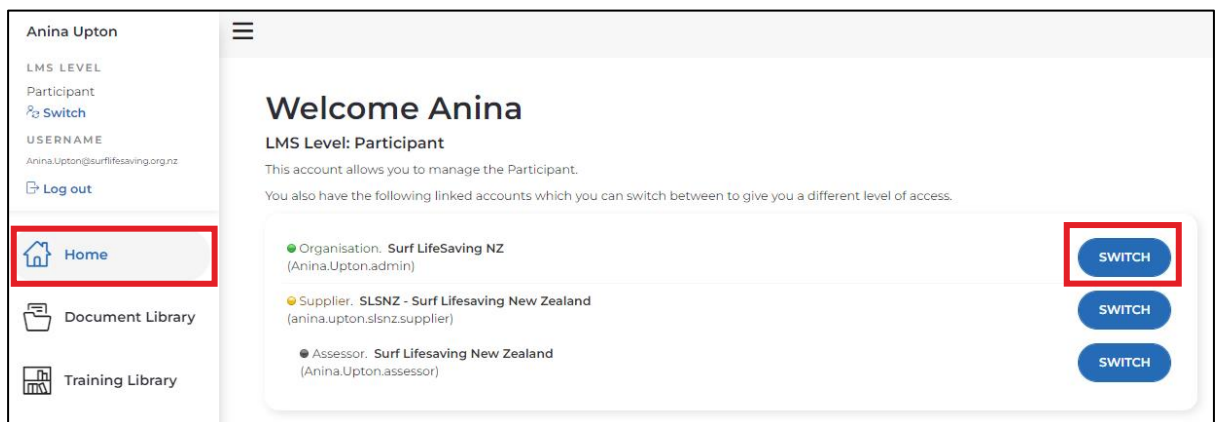
You are able to switch between these accounts.

To switch accounts

You can switch accounts in three ways:

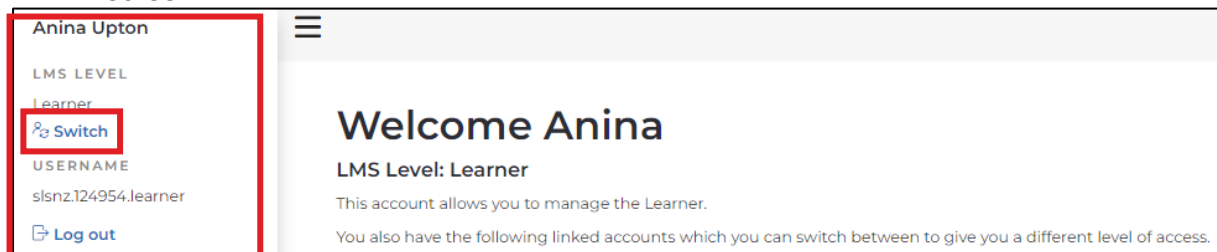
Option 1: From learner view:

1. Go to your "Home" page if you are in your "learner" account.
2. Click on the "Switch" button for the account you would like to switch into from the home page.

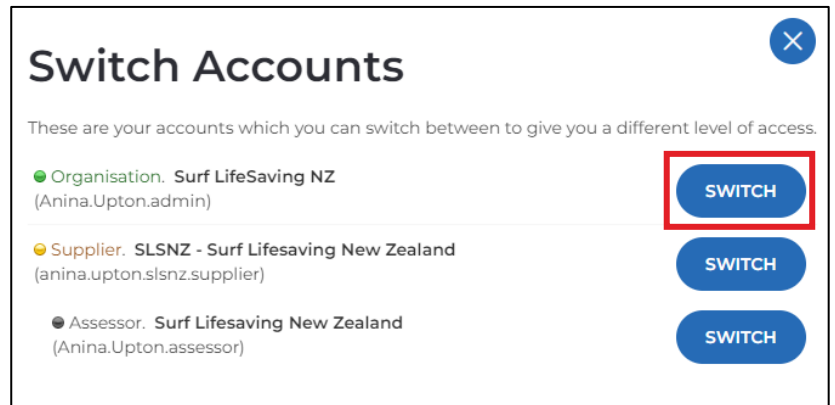


Option 2: From learner view

1. Click on the "Switch" button below your name on the top left-hand side of the screen.



2. A pop-up will appear.
3. Click on the "Switch" button for the account you would like to switch into on the "Switch Accounts pop-up".



Option 3: From Admin/Assessor view

1. Click on your username in the menu bar on the top right of the screen.
2. Select the account you would like to switch to (i.e. click on "None" to go back to your learner account).



Notes:

- You will need to accept the "Terms and Conditions" (if this is your first time accessing your "Assessor" or "Admin" account).
- You can switch back into any account at any time.

Terms of Use: By logging in, you are attesting that you are logging in with YOUR password and login and no one else's.