

Online Learning: How to login

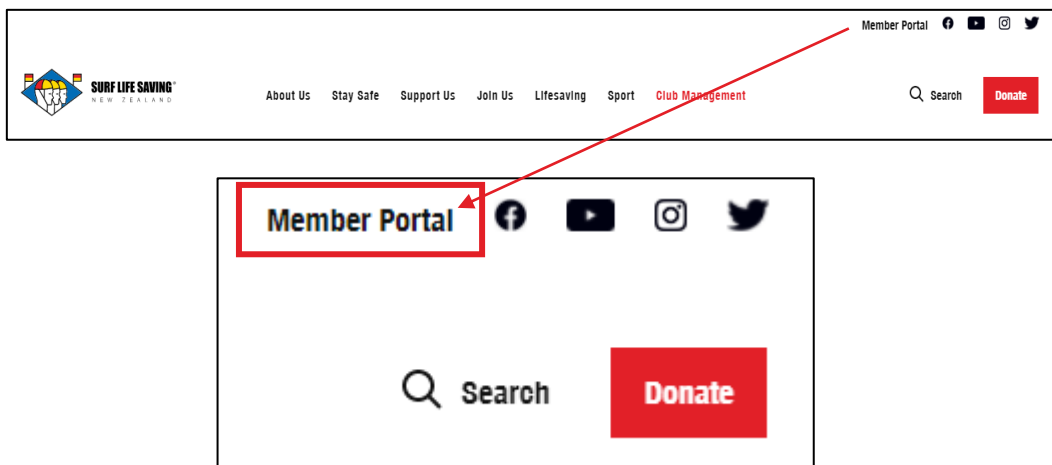
To access online learning, you will login via the SLSNZ Member Portal. You must use your own account details to ensure your online learning is linked to your official records, avoid technical issues, and receive a certificate (if applicable) in your name.

An account is automatically created for active members when they log in for the first time via the Member Portal.

If you have any questions, problems or feedback please contact your club administrator or member.education@surflifesaving.org.nz.

How to login

1. Go to the SLSNZ website: <https://www.surflifesaving.org.nz/>
2. Click on the **Member Portal** button (top right hand corner of the screen)

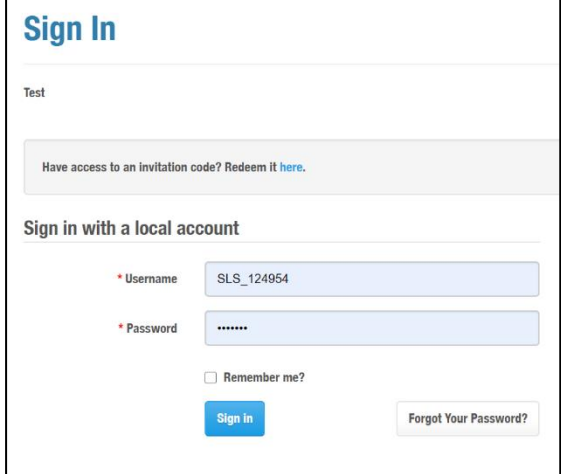


OR you can click directly on this link: <https://webportal.surflifesaving.org.nz/>

3. Click on the **“Sign In”** button



4. Type in your **Username** (The username format is the letters 'SLS' and your 'SLSNZ membership number', separated by an underscore, i.e. SLS_69233 - DO NOT add your email here)
5. Type in your Password (If you do not know your password, watch this video <https://www.youtube.com/watch?v=MQaAVQNvidk> to see how to reset it.
6. Click on the **"Sign In"** button



Sign In

Test

Have access to an invitation code? [Redeem it here.](#)

Sign in with a local account


*Username: SLS_124954

*Password:

Remember me?

Terms of Use: By logging in, you are attesting that you are logging in with **YOUR password and login and no one else's.**

7. Once logged in,
 - a. click on the **Online Learning** button
 - b. click on the **etrainu** dropdown
... to **access the online learning**



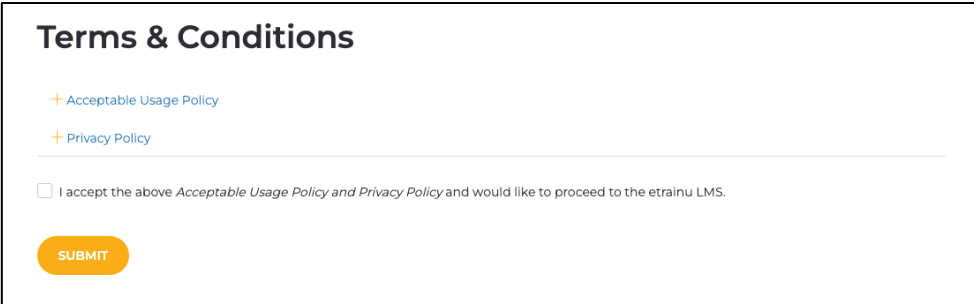
SURF LIFE SAVING®
NEW ZEALAND

Home Clubs Member Lounge ▾ Join Surf Contact Us **Online Learning**

Welcome to the SLSNZ Member Portal.

Online Learning ▾
etrainu

NOTE: If you are logging in for the first time, you will also need to tick the appropriate box and 'Submit' button to accept the etrainu Terms and Conditions and Privacy Policy. This will allow you to proceed to the online learning which is hosted by the etrainu provider:



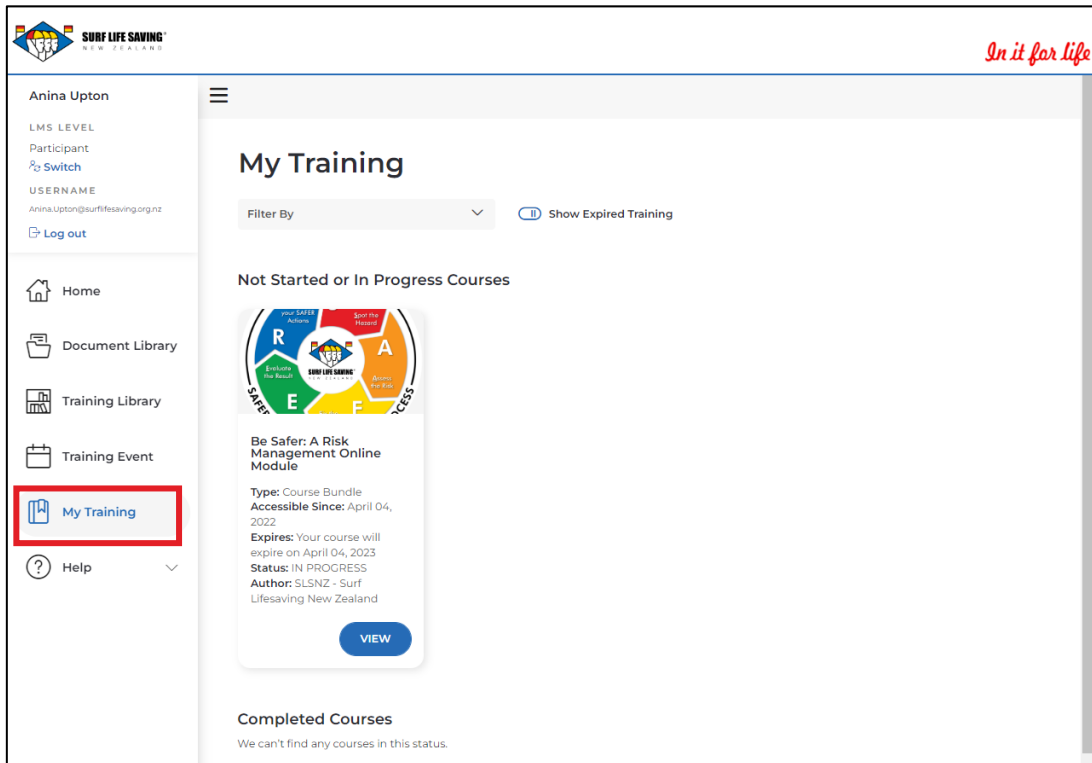
Terms & Conditions

+ Acceptable Usage Policy

+ Privacy Policy

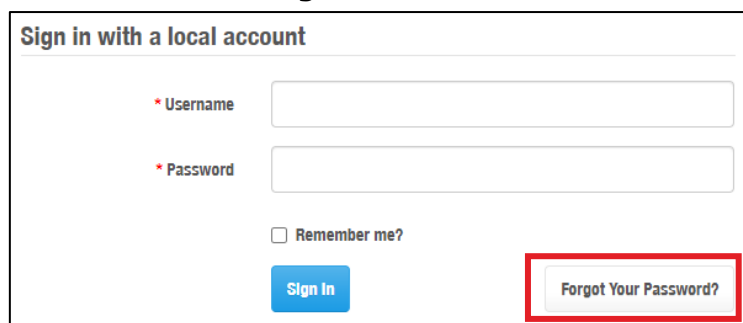
I accept the above *Acceptable Usage Policy* and *Privacy Policy* and would like to proceed to the etrainu LMS.

8. Once in the portal: Go to **"My Training"** in the left-hand menu to access all courses you have been enrolled in

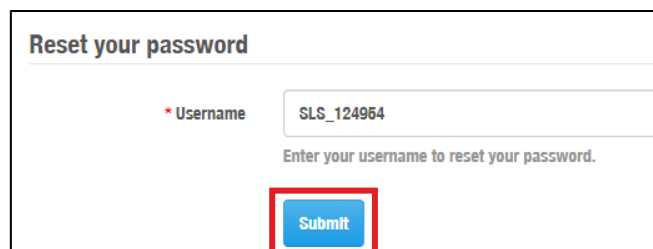


If you do not know your username or password, you can:

- a. Contact your club admin who can **tell you your username** and **reset your password, OR**
- b. Email database@surflifesaving.org.nz and the database administrator can tell you your username and reset your password, **OR**
- c. You can change it yourself through these steps:
 - i. Click on the **"Forgot Your Password?"** button



- ii. Add in your **Username** (the same as step 4 above) and click the submit button





- iii. Here it will ask you a security question. **Type in the answer** to the question and click 'Submit'
- iv. Now **check your email** for a temporary password (*Note: this can take up to 1 hour to come through if online traffic is high*)
- v. **Repeat steps 1-6** above with the temporary password provided (this password is difficult to remember, so we recommend these next steps):

- vi. Click on Member Lounge and Select "My Profile"
- vii. Select "Change Password"

- viii. Enter the current "temporary" password, choose a new password (that you will remember) and type it in twice. Click "Change Password"

- ix. Continue with **step 7** to access your online learning

How to log out

On the left-hand side of the screen, under your username, you will find the "Log out" button. Click this to leave, and log back in later via the Member Portal.